

art of GLAZING

Kemper begins with the application of a toner to enhance the natural characteristics of the finest woods. The glaze is then hand-wiped over the toner, bringing a new depth and dimension to every cabinet.


Varying amounts of glaze may collect in the corners and grooves of the door profiles, adding to its charm and authenticity. (See examples on right side.)

HAND-WIPING AMOUNT MAY VARY PER CABINET.

Depending on the detail of the door, coverage may range from even and consistent to varied and dramatic.



Color saturation may vary on cabinets and doors throughout the room.



coffee

GLAZE APPLICATION WILL VARY FROM DOOR TO DOOR.

Amaretto Crème
on Maple




Toasted Almond
on Maple



Butternut
on Maple



Whiskey Black
on Maple



Whiskey Black
on Rustic Alder



Whiskey Black
on Cherry




Coffee
on Maple



Coffee
on Rustic Alder



Coffee
on Hickory



Coffee
on Cherry



Palomino
on Maple



Palomino
on Rustic Alder



Palomino
on Cherry



Moss
on Maple



Crimson
on Maple

